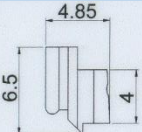
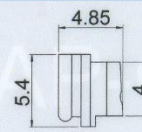
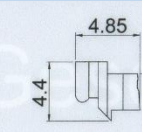
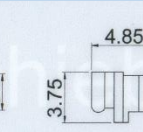
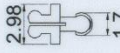
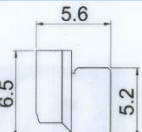
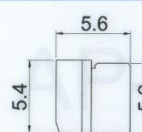
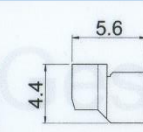
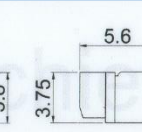

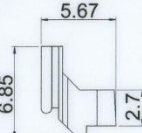
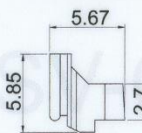
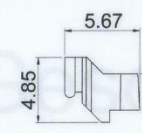
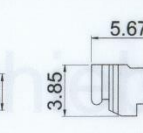
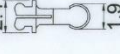
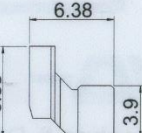
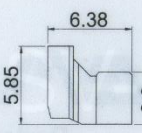
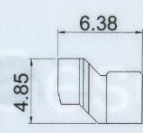
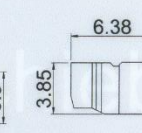

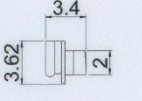
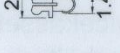
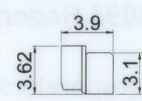

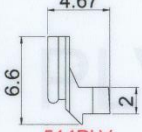
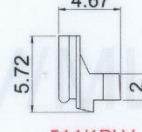
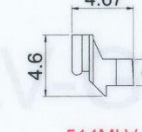

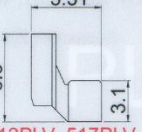

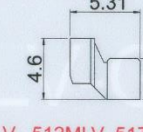



Patrizienkonturen / Male dimensions					Geschiebekonturen / Attachment dimensions				
									
514T	514/1T	514MT	514/1MT		512T 517T	512/1T 517/1T	512MT 517MT	512/1MT 517/1MT	
									
50023	50024	50025	50026		50005 50006	50009 50010	50007 50008	50011 50012	
									
514P					512P 517P				
									
514PLV	514/1PLV	514MLV			512PLV 517PLV	512/1PLV 517/1PLV	512MLV 517MLV		